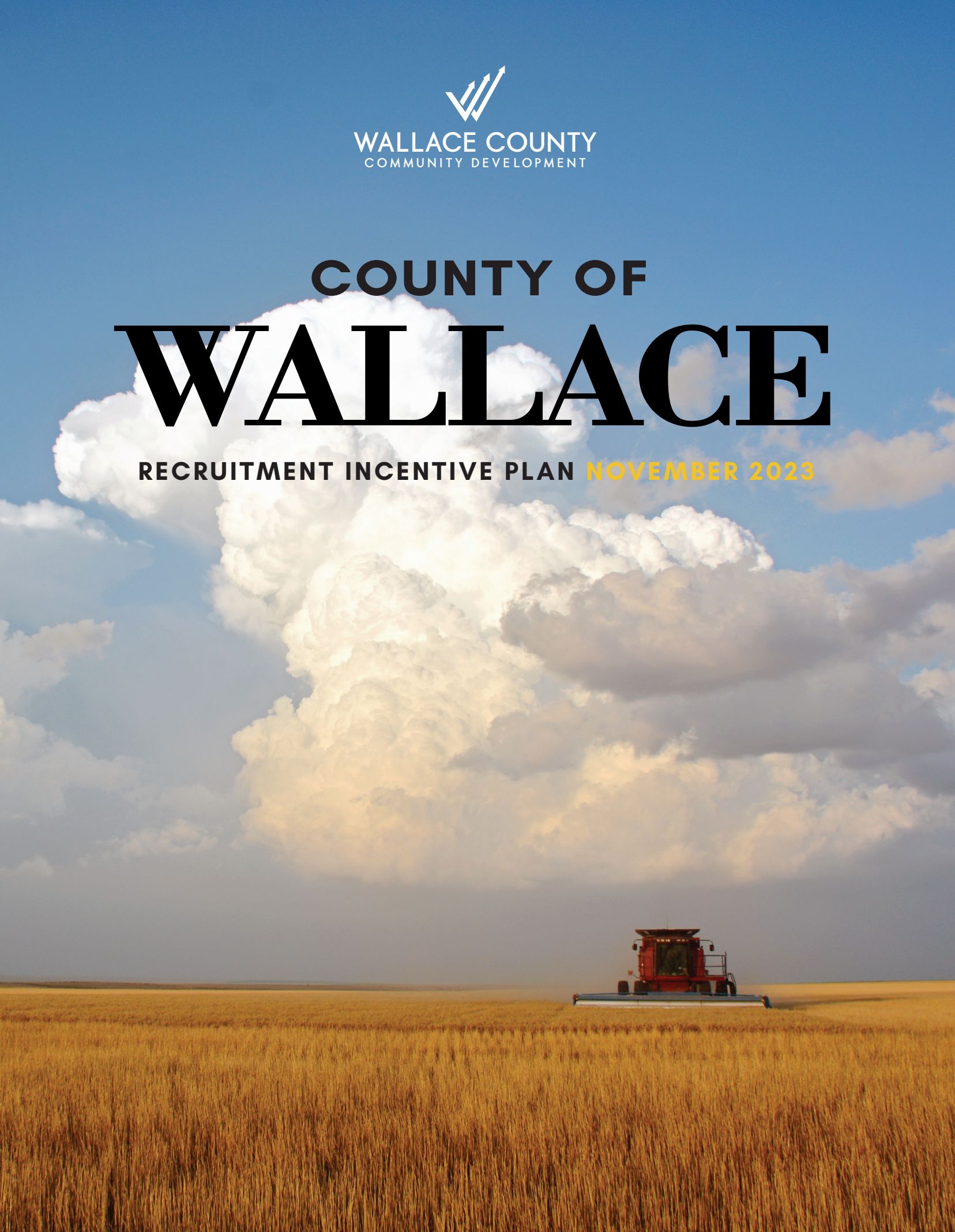




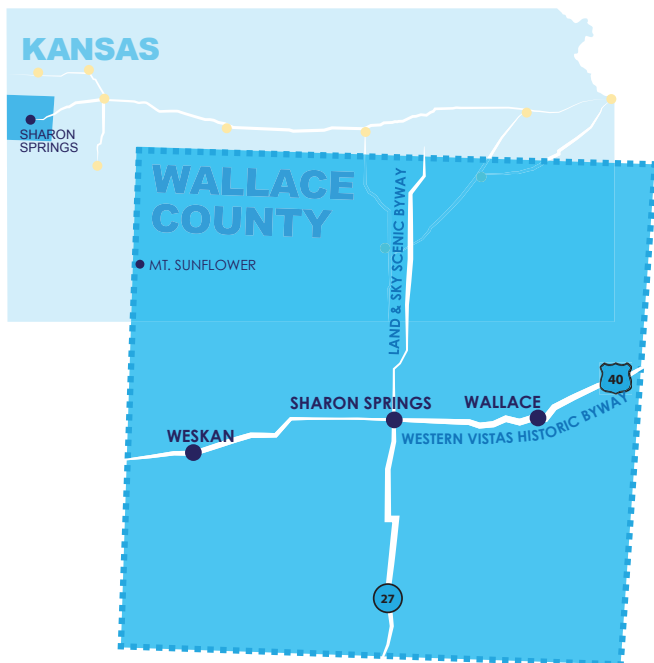
COUNTY OF **WALLACE**

RECRUITMENT INCENTIVE PLAN **NOVEMBER 2023**



about

WALLACE COUNTY, KANSAS



Historic Wallace County, Kansas sits in far Northwest Kansas bordering Colorado, a short two and a half hour drive from Colorado Springs. Its high plains geography is expansive short grass prairies where the horizons are as big as the opportunities. Wallace County is an agricultural-based community that is growing, safe and progressive. The City of Sharon Springs, the county seat, is a rural transportation hub sitting at the intersection of US Hwy 40 and KS Hwy 27. The City of Wallace is home to the Fort Wallace Museum, the historic site of Fort Wallace, a frontier military base known as the 'Fightin'est Fort in the West'. Tourism is a strong point in Wallace County as it lies along both the Land and Sky Scenic Byway and the Western Vistas Historic Byway. Wallace County also boasts the highest natural point in Kansas, Mount Sunflower, outside of Weskan. Antelope, pheasant, and deer hunting seasons draw visitors annually. Wallace County's assets include modern city facilities, excellent school systems, unique destination businesses, and high speed internet ensuring everyone stays connected to the rapidly growing world of internet commerce. Wallace County's small-town atmosphere is laid back, friendly, and a breath of fresh air for former city dwellers. Our low cost of living makes Wallace County a great place for every age and stage.

quick facts:

Population: 1,529 (2021)
 Population Growth: +2% from 2011 - 2021
 Median Age: 42.8
 Total Housing Units: 740
 Median Home Value: \$86,200
 Median Household Income: \$56,538
 Per Capita Income: 31,680
 High School Graduate: 95.7%
 Bachelor's Degree or Higher: 28.3%
 Student to Teacher Ratio: 7.5 to 1
 Average Commute: 14.4 minutes

(Data from the Census Bureau & American Community Survey)

Cost of Living:

Wallace County's cost of living is lower than the U.S. average according to cost of living calculators found online. In the simplest terms, a cost of living index is the estimated amount that represents the cost of the basic necessities required for an individual to live. A cost of living or COL estimate may typically include estimates for housing, food, energy, medical care, transportation, taxes, and other necessities. Specific to housing, the median house value in Wallace County is estimated to be \$86,200, which is less than one third of the national average of \$338,100.


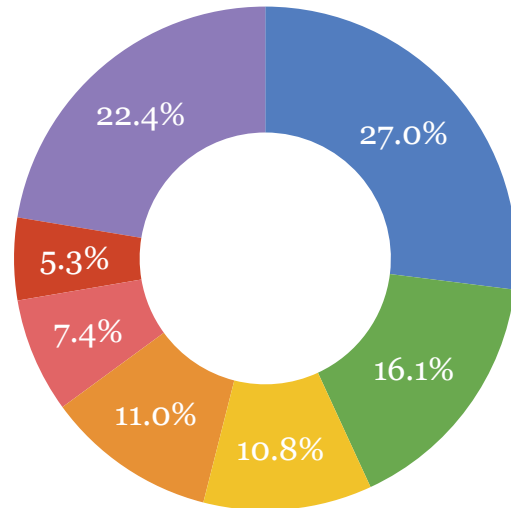
Example - Moving from Denver:

The cost of living in Sharon Springs, KS is 16.8% lower than in Denver, CO. But employers in Sharon Springs typically pay only 5.8% less than employers in Denver. This means you could be looking at a positive net change in disposable income by moving to Wallace County. (*salary.com*)

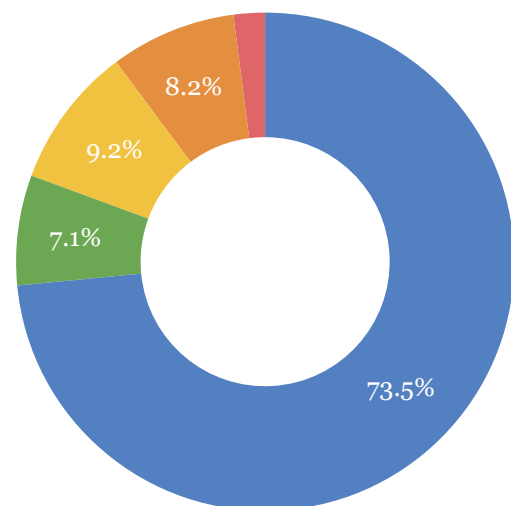
Safety:

The crime rate in Wallace County is significantly lower than the national average. Crime is ranked on a scale of 1 (low crime) to 100 (high crime). Violent crime in the county stands at 10.4, while the US average is 22.7 - nearly two times higher. Similarly, property crime in Wallace County is 20.2 compared to the US average of 35.4, making it a much safer area for residents and visitors alike. This low crime rate combined with a small-town atmosphere make Wallace County an ideal place to live and work. (*bestplaces.net*)

Most Common Employment Sectors



Establishment By Number of Employees





PURPOSE OF RECRUITMENT INCENTIVES:

The purpose of the Wallace County Recruitment Incentive Program is to grant incentive funds to recruit and retain new employees and business professionals from outside the Northwest Kansas region for positions that are hard to fill and key to the economic and community growth of Wallace County.

GOALS AND OBJECTIVES

- Recruit and retain individuals to Wallace County in order to fill jobs and homes located in Wallace County and add to the economic diversity of businesses offered.
- Offer businesses an opportunity to actively participate in incentives to fill available jobs, while also welcoming entrepreneurs, professionals, and remote workers to Wallace County.
- Create a robust and welcoming community for individuals and families moving in from outside the Northwest Kansas region.

PRIORITY AREAS INCLUDE:

- Wallace County's most common employment sectors, including: Agriculture, Education, Healthcare, Service, Administration, and Government.
- Entrepreneurs and business professionals looking to start or relocate their business in Wallace County.
- Areas in need of transition and succession planning, which include but are not limited to: legal, accounting, automotive, construction trades, and childcare.
- Remote workers looking to relocate and join our small community.

INCENTIVE DETAILS:

Incentives will not exceed \$10,000 per individual. The amount of incentive granted will be correlated to the economic sector of the business and position parameters provided on the application. The incentives awarded under this program are for hard to fill, full-time jobs with the employment position and/or business location being in Wallace County, Kansas.



STATE R.O.Z PARTICIPATION

Wallace County participates in the Kansas Rural Opportunity Zone program at a \$15,000 sum. Applicants are eligible for \$3,000 each year for five years.

ADDITIONAL INCENTIVES

Housing Incentive:

Wallace County Community Development offers a four part housing incentive for current housing stock which includes demolition assistance, downsizing assistance, vacant property sale assistance, and paint/aesthetic assistance.

Storefront and Signage Incentive:

Wallace County Community Development offers up to \$2,500 for the creation and/or improvement of storefronts within the county.

Business Assistance:

Wallace County Community Development is able to assist and connect business owners and entrepreneurs to regional and state network partners for information on business planning, available financing, and other available resources.



RECRUITMENT TEAM MEMBERS

Lissa Sexson

Wallace County Community Development & CVB

Chrysanne Grund

Wallace County Health Services, Grund Beef Genetics

Etta Walker

Etta L Walker Law Office

Heather Purvis

E & H Farms

Jeff Montero

USD 242 Weskan Public Schools

Marshall Unruh

Wallace County Sheriff, Emergency Management

Dawn Allaman

The Memory Bank and Wallace Trading Company

Becky Larson

Wallace County Commissioner, Larson Angus Ranch


Christy Hammer

USD 241 Wallace Co. Public Schools, Grund Beef Genetics





Stunning scenery, fun-filled days & local eateries all in Wallace County Kansas. Get off the beaten path and find us on your next backroad adventure.

 [TRAVELWALLACECOUNTY.COM](https://www.facebook.com/travelwallacecounty)

This ad is proudly sponsored by the Wallace County Bed Tax Committee.

